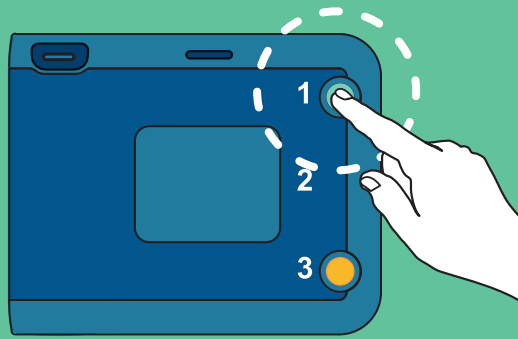


Check for signs of Sudden Cardiac Arrest:
 Unresponsive Not Breathing Normally

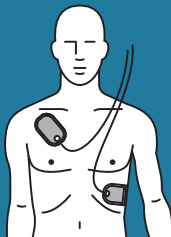
1

TURN ON



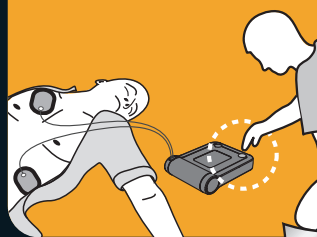
2

**PLACE
PADS**



3

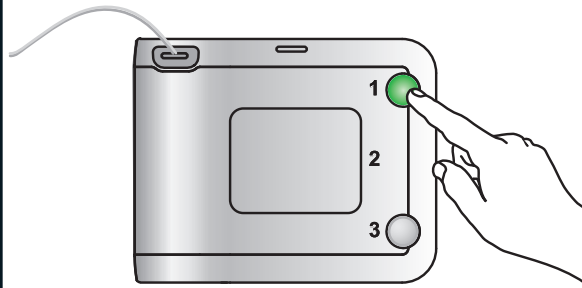
**PRESS
SHOCK**



QUICK REFERENCE GUIDE

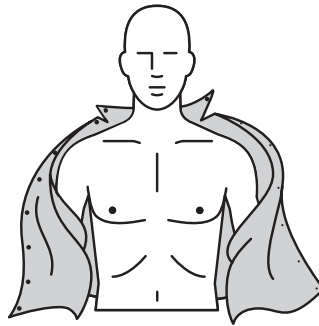
1

TURN ON



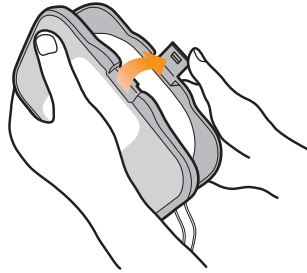
2

Bare chest.
Clean and dry if needed.



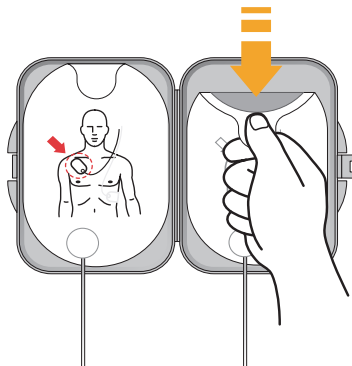
3

Open gray pads case.



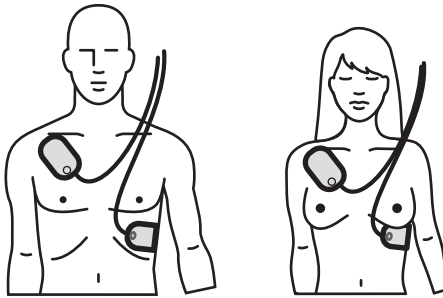
4

Peel each pad.



5


Place pads on chest.



6


Analyzing ... Stand back

WAIT UNTIL  STOPS FLASHING



7

Press flashing orange shock button.



8

For CPR help: Press the flashing blue button.



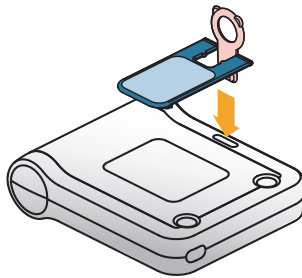
INFANT/CHILD

< 55 lbs / 25 kg (0-8 years)

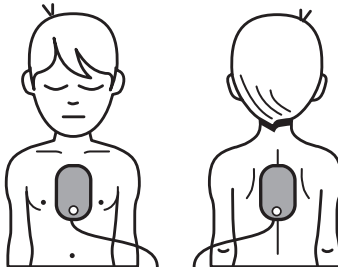


INFANT/CHILD

Insert key at beginning of rescue.



Place pads on back and chest.



Philips Medical Systems
Bothell, WA 98021-8431, USA

Copyright © 2011
Philips Electronics North American Corp

453564142782 REV II

Printed in USA



PHILIPS